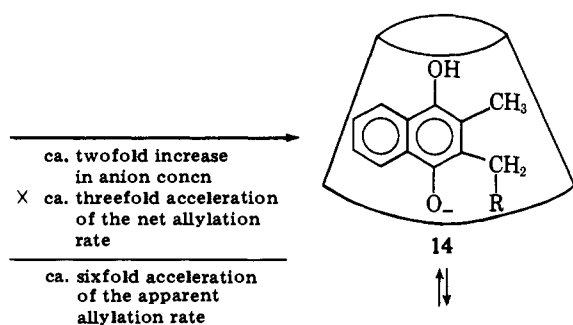


Page 1023: in Scheme I, an arrow was accidentally drawn in a wrong position with the legend "ca. sixfold acceleration of the apparent allylation rate"; the correct diagram follows:



Tests of Pseudophase Model of Micellar Catalysis: Its Partial Failure [*J. Am. Chem. Soc.*, **101**, 1253 (1979)]. By CLIFFORD A. BUNTON,* LAURENCE S. ROMSTED, and GIANFRANCO SAVELLI, Department of Chemistry, University of California, Santa Barbara, California 93106.

The caption to Figure 3 should read:

Figure 3. Hydrolysis of the acetals **2a,b** with added HCl: Δ , **2b** and 0.05 M **1a**; \blacktriangle , **2b** and 0.1 M **1a**; \circ , **2b** and 0.05 M **1c**; \bullet , **2b** and 0.1 M **1c**; \square , **2a** and 0.05 M **1c**; \blacksquare , **2a** and 0.1 M **1c**. The solid lines are predicted for the lower and the broken lines for the higher surfactant concentrations.

Deuterium-Induced Differential Isotope Shift ^{13}C NMR. 1. Resonance Reassignments of Mono- and Disaccharides¹ [*J. Am. Chem. Soc.*, **101**, 1265 (1979)]. By PHILIP E. PFEFFER,* KATHLEEN M. VALENTINE, and FREDERICK W. PARRISH, Eastern Regional Research Center, Agricultural Research, Science and Education Administration, U.S. Department of Agriculture, Philadelphia, Pennsylvania 19118.

In Table VI, column C-5, the entries for α -D-glucopyranuronate **15a** and β -D-glucopyranuronic acid **15b** should be transposed. In column C-6 the entries for α -D-glucopyranuronic acid **15a** and β -D-glucopyranuronic acid **15b** should be transposed as well as the entries for α -D-glucopyranuronate **15a** and β -D-glucopyranuronic acid **15b**.

On "Anomalous" Selectivities in Electrophilic Aromatic Substitutions [*J. Am. Chem. Soc.*, **101**, 1337 (1979)]. By CIELO SANTIAGO, K. N. HOUK,* and CHARLES L. PERRIN,* Departments of Chemistry, Louisiana State University, Baton Rouge, Louisiana 70803, and University of California, San Diego, La Jolla, California 92093.

The arrangement of footnotes may have led to the impression that C. D. Johnson supports the validity of the "selectivity principle" for electrophilic aromatic substitutions; quite the contrary is true (also see Johnson, C. D.; Rose, S.; Taylor, P. G. *J. Org. Chem.*, **1979**, *44*, 753, and references therein), and we wish to correct this unintended implication.

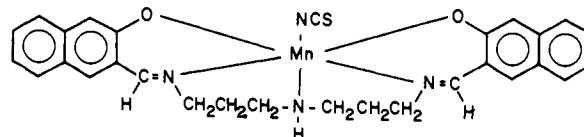
Professor L. L. Miller brought to our attention a more recent reference on product ratios from electrochemically generated I^+ iodinations (Miller, L. L.; Watkins, B. F. *J. Am. Chem. Soc.*, **1976**, *98*, 1515). These data are $\log p_{\text{I}^{\text{Me}}} = 1.78$ and $\log (p_{\text{I}^{\text{Me}}}/m_{\text{I}^{\text{Me}}}) = 1.38$, so that point $\diamond -52$ now lies very close to the least-squares line shown in Figure 1; $\log p_{\text{I}^{\text{Me}}}$ is predicted to be 1.73 by the least-squares correlation.

Professor F. P. DeHaan has reported new measurements on acylations and sulfonations (DeHaan, F. P.; Corey, W. D.; Delker, G. L.; Baker, N. J.; Feigon, J. F.; Miller, K. D.; Stelter, E. D. *J. Am. Chem. Soc.*, **1979**, *101*, 1336) which, like earlier data on ethylations (Carter, B. J.; Corey, W. D.; DeHaan, F. P. *J. Am. Chem. Soc.*, **1975**, *97*, 4783) and benzylations (DeHaan, F. P.; Corey, W. D.; Anisman, M. S.; Ezelle, R. L.;

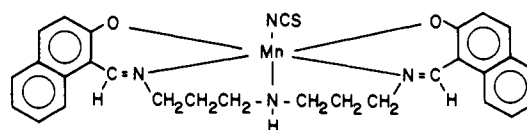
Margetan, J. E.; Miller, K. D.; Pace, S. A.; Pilmer, S. L.; Sollenberger, M. J.; Wolf, D. S.; *J. Am. Chem. Soc.*, **1978**, *100*, 5944), suggest that some of the other anomalous points in Figure 1 of our communication may be brought into agreement with the Brown-Stock selectivity relationship upon remeasurement of the data.

Electrochemical Studies on a Series of Manganese(III) Complexes Containing Symmetrical Pentadentate Ligands [*J. Am. Chem. Soc.*, **101**, 2311 (1979)]. By W. M. COLEMAN, R. R. GOEHRING, L. T. TAYLOR,* J. G. MASON, and R. K. BOGGESE, Departments of Chemistry, Virginia Polytechnic Institute and State University, Blacksburg, Virginia 24061, and Radford University, Radford, Virginia 24142.

The structure as given for $\text{Mn}(\text{NAPDPT})\text{NCS}$ is



However, the correct structure should be



Sex Pheromone of the American Cockroach: Absolute Configuration of Periplanone-B [*J. Am. Chem. Soc.*, **101**, 2495 (1979)]. By MICHAEL A. ADAMS, KOJI NAKANISHI,* W. CLARK STILL, EDWARD V. ARNOLD, JON CLARDY,* and C. J. PERSOONS,* Departments of Chemistry, Columbia University, New York, New York 10027, Cornell University, Ithaca, New York 14853, and Centraal Laboratorium TNO, Delft, The Netherlands.

Page 2497, column 2, line 15: C(4)-C(3) and C(8)-C(9) should read C(4)-C(3) and C(8)-C(13).

Rational Synthesis of Unidimensional Mixed Valence Solids. Structural, Spectral, and Electrical Studies of Charge Distribution and Transport in Partially Oxidized Nickel and Palladium Bis(diphenylglyoximates) [*J. Am. Chem. Soc.*, **101**, 2921 (1979)]. By MARTIN COWIE, ALAIN GLEIZES, GREGORY W. GRYNKEWICH, DAVIDA WEBSTER KALINA, MALCOLM S. MCCLURE, RAYMOND P. SCARINGE, ROBERT C. TEITELBAUM, STANLEY L. RUBY, JAMES A. IBERS,* CARL R. KANNEWURF,* and TOBIN J. MARKS,* Department of Chemistry, Department of Electrical Engineering, and the Materials Research Center, Northwestern University, Evanston, Illinois 60201, and the Physics Division, Argonne National Laboratory, Argonne, Illinois 60439.

There are several typographical errors which in no way affect the results or conclusions. In the abstract, the fifth line from the bottom should read: "(chain) direction is as high at 30 °C as 1.1×10^{-2} ($\text{Ni}(\text{dpg})_2\text{I}$) and 4.7×10^{-4} ($\Omega \text{ cm}$)⁻¹ ($\text{Pd}(\text{dpg})_2\text{I}$). Iodination brings about . . ."

In eq 11, h should be \hbar .

In Table XII, the mean free path for $\text{Ni}(\text{dpg})_2\text{I}$ should be $2.9\text{--}14 \times 10^{-5} \text{ \AA}$ and that for $\text{Pd}(\text{dpg})_2\text{I}$ should be $1.0\text{--}6.2 \times 10^{-6} \text{ \AA}$.

Rational Synthesis of Unidimensional Mixed Valence Solids. Structure Oxidation State-Charge Transport Relationships in Iodinated Nickel and Palladium Bisbenzoquinonedioximates [*J. Am. Chem. Soc.*, **101**, 2937 (1979)]. By LEO D. BROWN, DAVIDA WEBSTER KALINA, MALCOLM S. MCCLURE,